



Bulbs Unlimited by **Ambientshop**
Jörn Kreienbringck
Duschweg 20
22769 Hamburg Germany
Tel.: +49 [0] 40 – 430 990 70
Fax.: + 49 [0] 40 – 430 990 70
Mob.: + 49 [0] 163 – 717 37 06
eMail: jk@ambientshop.com
<http://www.bulbs-unlimited.com>

++ *press release* +++ *pressemittteilung* +++ *communiqué de presse* +++ *nota de prensa* ++

Eco-friendly Designer-Light-Objects for small Budgets

Bulbs Unlimited is a new Do-It-Yourself assembling kit which recycles common light bulbs into spectacular light objects. This eco-friendly system turns burnt through, or new light bulbs into unique Designer-Light-Sources with countless shapes and sizes. It will launch the German markets in late June 2007

Design meets creative

Recycling: Bulbs Unlimited - is a system, which transforms European standard light bulbs into various, spectacular light objects. Therefore light bulbs were linked, like Lego® bricks together, by simple snap buttons (press buttons). A custom-built positioning device, "the Inkubator" maintains to fix the snap buttons on defined positions on bulbs surfaces, by using a unique adhesive.



With Bulbs Unlimited customers get the chance to build eco-friendly Designer light objects driven by their own inspirations for just a small budget. As light source for Bulbs Unlimited light objects, we recommend the usage of modern energy saving lamps to close the environmental saving loop.



The Inkubator [Template to mark the glue poits on bulbs surface]

The chance to locate snap buttons on several different positions on bulbs surfaces, guaranteed an unlimited number of potential light objects. By time you could disconnect the bulbs and use them for new light object creations. Based on your ideas, burnt through light bulbs, metamorph into innovative, custom-built light objects with high enviousness factor. By the way, Bulbs Unlimited works also with new light bulbs from the supermarket. The bulbs are not connected to the electric circuit, they just surround the central light source as a lamp shade. To further variate the look of these light objects, different types of bulbs [*opac, coloured, mirrored*] could be used for it`s construction.

Beyond Bulbs Unlimited: All over the world millions of burnt through light bulbs were careless littered to common garbage dumps every day. We think that`s a great pity, if you imagine to use these bulbs as feedstock for creacycling them into innovative, unique light objects. According to actual estimations, only round about 7, 5 % of burnt through light bulbs undergo a state of the art recycling process. The complexity of this recycling process, in which glass and metal components had to be mechanically separated, made it not very popular. Therefore old bulbs, in the majority of cases, end up in our common household waste.

In doing so, a burnt through light bulb is too precious to be littered, it worth it, to creacycle these bulbs with the Bulbs Unlimited construction set, into stylish light objects with cult factor. We support the idea, that retired bulbs better start their second life in terrific light objects, than to be burnt with ordinary rubbish in high temperature incinerators. So be a boy scout and a lamp designer in one and creacycle your bulbs into spectacular light objects. If your stock of burnt through bulbs unfortunately run low, it is also permitted to use new ones from supermarkets



Product & Availability

Bulbs Unlimited Packs are available in three different sizes: **Rookie-Pack** for one light object, **Pro-Pack** for 2 light objects and **Addicted-Pack** for three light objects. The packs contain every components which are required to build spectacular Designer-Lamps (Inkubator, snap buttons, glue, high end cable, lamp holders, hanging system...).



3 different sized packs: for construction of 1,2 or 3 light objects...

Bulbs Unlimited in the internet

On www.bulbs-unlimited.com we display all vital information about Bulbs Unlimited and provide a lot of background stuff like construction plans, wall papers for mobile phone and pc`s and a huge gallery of example light objects build with Bulbs Unlimited construction sets. Customers can also purchase Bulbs Unlimited Packs,

spares and gadgets in a concise internet shop. Furthermore a B2B-Portal, with terms, conditions and prices for retailers and a customer focused web blog complete the web site www.bulbs-unlimited.com.



Further contents and detailed background information is available on: www.bulbs-unlited.com

Responsibility and media spokesman:

- Jörn Kreienbringck
- Bulbs Unlimited by Ambientshop
- Duschweg 20
- 22769 Hamburg
- Tel: +49 [0] 40 / 430 990 70
- Mob: +49 [0] 163 / 717 37 06
- Fax: +49 [0] 40 / 430 990 70
- eMail: jk@ambientshop.com
- web: www.bulbs-unlimited.com

The following chapter showcases how customers could build their unique Designer light sources with Bulbs Unlimited construction sets.



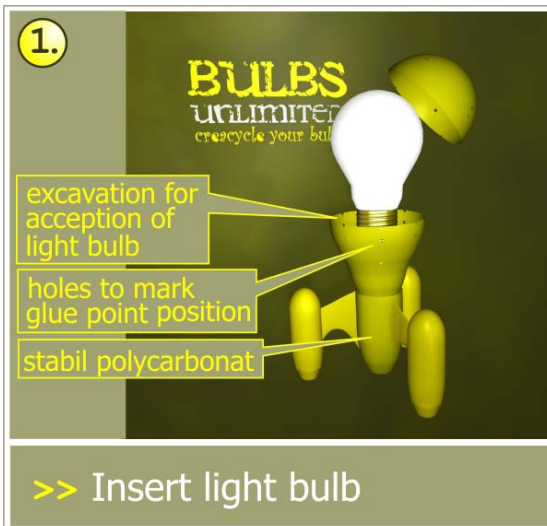
How it works

Below you find a short manual which explains all parts and functions.



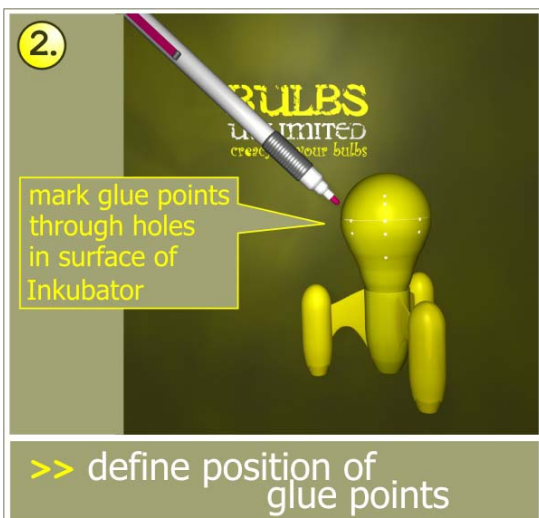
The components:

Bulbs Unlimited Packs contain all components which are required to transform burnt through standard light bulbs (E27) into your custom built light objects. In this chapter we show how to use "Inkubator", snap buttons and glue to generate low cost light sources. Light bulbs used in light object could be easily re-used for further constructions, by simple deassembling.



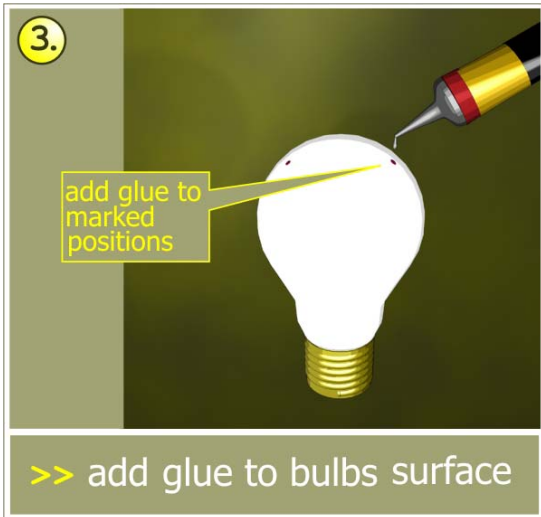
Just...

...open the „Inkubator“ and drop a bulb inside.



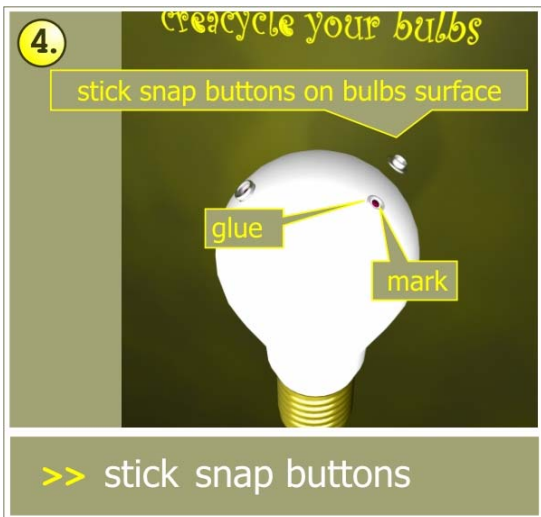
Then...

add marks for snap buttons on bulb`s surface by pointing a pen through the holes of the Inkubator. Then remove the marked bulb.



then...

add glue on marks and let it dry for a while




stick Snap Buttons...

after a few minutes stick snap buttons on marks and let the glue fully cure..



after...

glue is completely hardened, just plug the light bulbs together like Lego® bricks. If you get bored by a light object, just deassemble it and build a new one.



And finally...

plug bulbs together and fix them with nylon strip on lamp holder ring. There it goes your new light object.



Example light objects

Virus

The model "virus" contains 20 bulbs following the shape of an icosahedron. The number of connecting snap buttons is 60. "Virus" could be used as a floor- or table lamp or let it hand down from the ceiling.



Circle

The model „circle“ contains 36 bulbs which are located in a circle shape surrounding a single light sourcing bulb. The connection between the bulbs is maintained by 84 snap buttons. This model could be used as a drop light or stored on floors or tables.



>> **Cube**



Cube (opac + clear bulbs):

The model "cube" includes levels from rectangular connected bulbs which are located around two central light sources. Building up this "cube" light object, requires 42 bulbs and 142 snap buttons.



>> **Corona**



Corona:

The model „corona“ contains 6 bulbs which are located in circle formation surrounding the central light source. For building a "corona" light object, you need 6 or 12 bulbs and 12 respectively 30 snap buttons.

View further detail:

www.bulbs-unlimited.com